

Capital Market in Oman

Beginning and Development

Indicators

- **Population: 3.9 Million.**
- **45% Expatriates.**
- **GDP: \$ 80 Billion.**
- **GDP Per Capita : \$ 22,000**
- **Total Revenue : \$ 37 Billion.**

Capital Market in Oman

Late 1970's

- Government activate Primary Market for Equity.

1989

- Secondary Market launched when Muscat Securities Market started its operations.
- Combined all functions.
- 48 listed companies, \$1 billion Market Cap.
- 6 Brokerage companies.
- 17,000 investors.
- Manual trading, clearing & settlement, depository.

Capital Market in Oman

1992-1997

- 1992 Index calculation.
- 1993 Depository system.
- 1997 CSD system changed.

1998-2002

- 1998 move from manual to electronic trading.
- 1998 segregation of roles.
 - Capital Market Authority.
 - Muscat Securities Market.
 - Muscat Clearing & Depository Co.
- 2002 Information Center.
- 2002 Code of Corporate Governance.

Muscat Securities Market

2003-2007

- 2003 electronic cash settlement.
- 2003 Settlement Guarantee Fund.
- 2003 Remote trading.
- 2006 Move to new trading & surveillance platform from Atos.
- 2006 RTGS with Central Bank of Oman (CBO) .
- 2007 Internet Trading.

2011

- Quality management system (ISO9001/2008).
- Information security management system (BSI ISO/27001).

Muscat Securities Market

2012-2013

- 2012 Upgrade the trading platform.
- 2012 First Sharia compliant companies.
- 2013 Launch of MSM Sharia Index.
- 2013 First Sukuk \$130 Million.

Muscat Securities Market

Market Summary

- \$36 billion Market Cap.
- 21 Brokerage cos.
- 389,000 Investors.
- 21% Foreigners Ownership.
- Total 314 listed securities.
- Public Joint Stocks 118.
- Closed Jointed Stocks 175.
- Funds 2.
- Government Bonds 8.
- Corporate Bonds 10.
- Sukuk 1.

Muscat Securities Market

Future

- Improve market depth.
- Upgrade electronic trading platform.
- Continue to enhance rules & regulations.
- Continue to Improve capabilities of personal working in the field of securities.
- Continue to enhance disclosure.

Muscat Securities Market

Board of Directors

7 Board Members, 3 appointed, 4 elected.

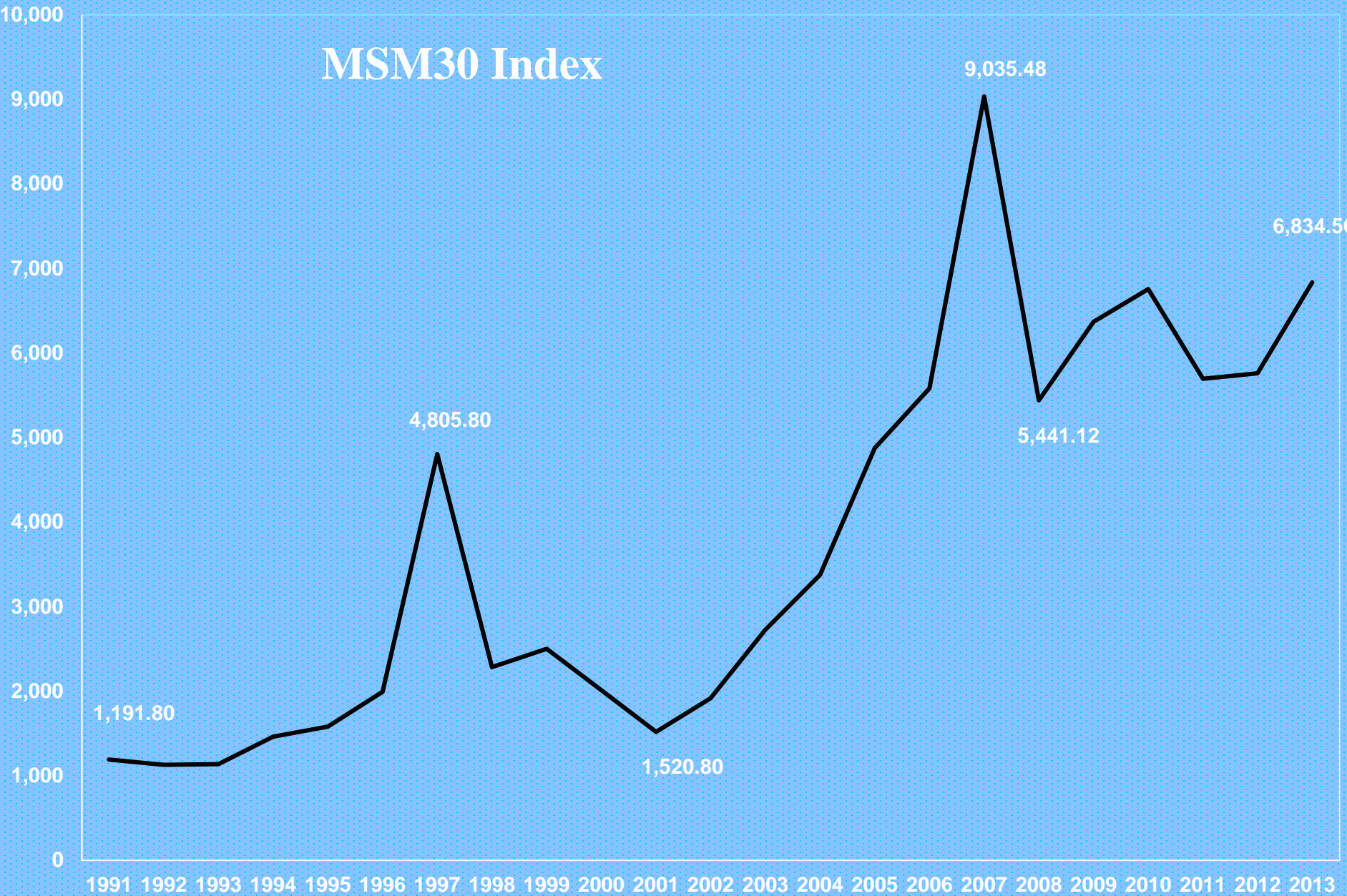
- Representative of the Capital Market Authority.
- Representative of the Central Bank.
- MSM Director General.
- Representative of the brokerage firms.
- Representative of small investors.
- 2 Representatives from listed companies.

Muscat Securities Market

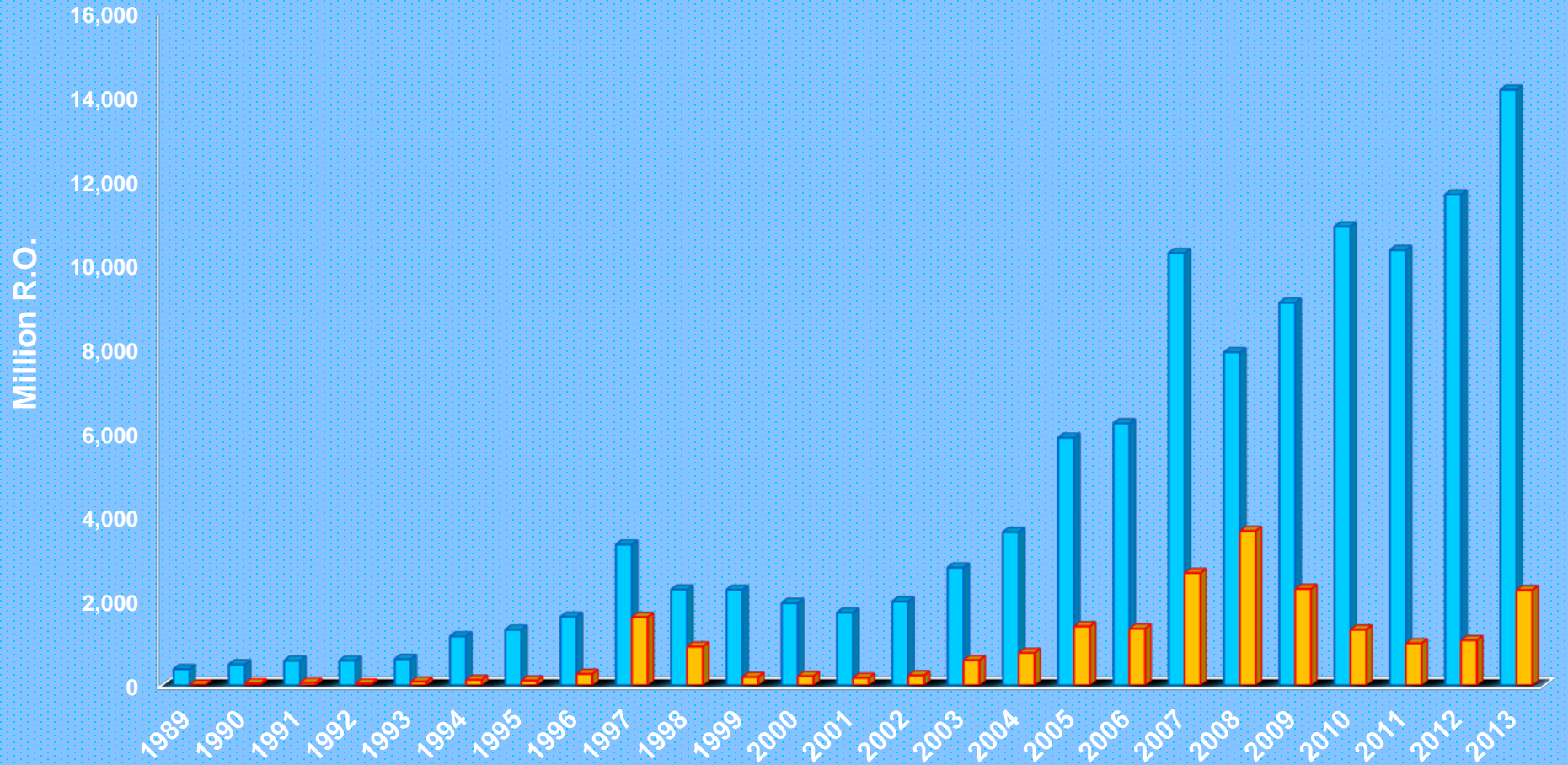
Member

- Arab Federation of Exchanges.
- World Federation of Exchanges (WFE).
- The Federation of Euro-Asian Stock Exchanges (FEAS).

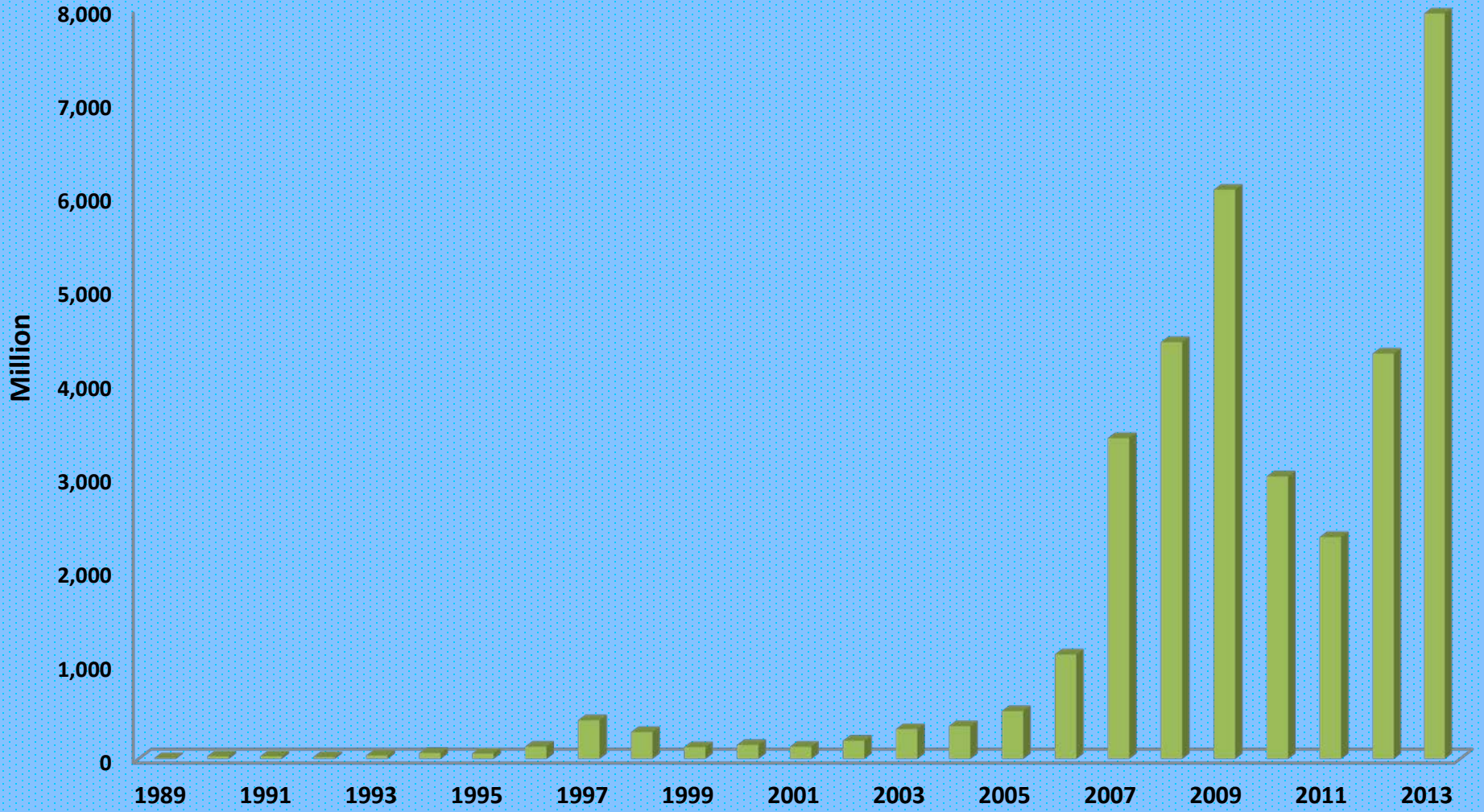
MSM30 Index



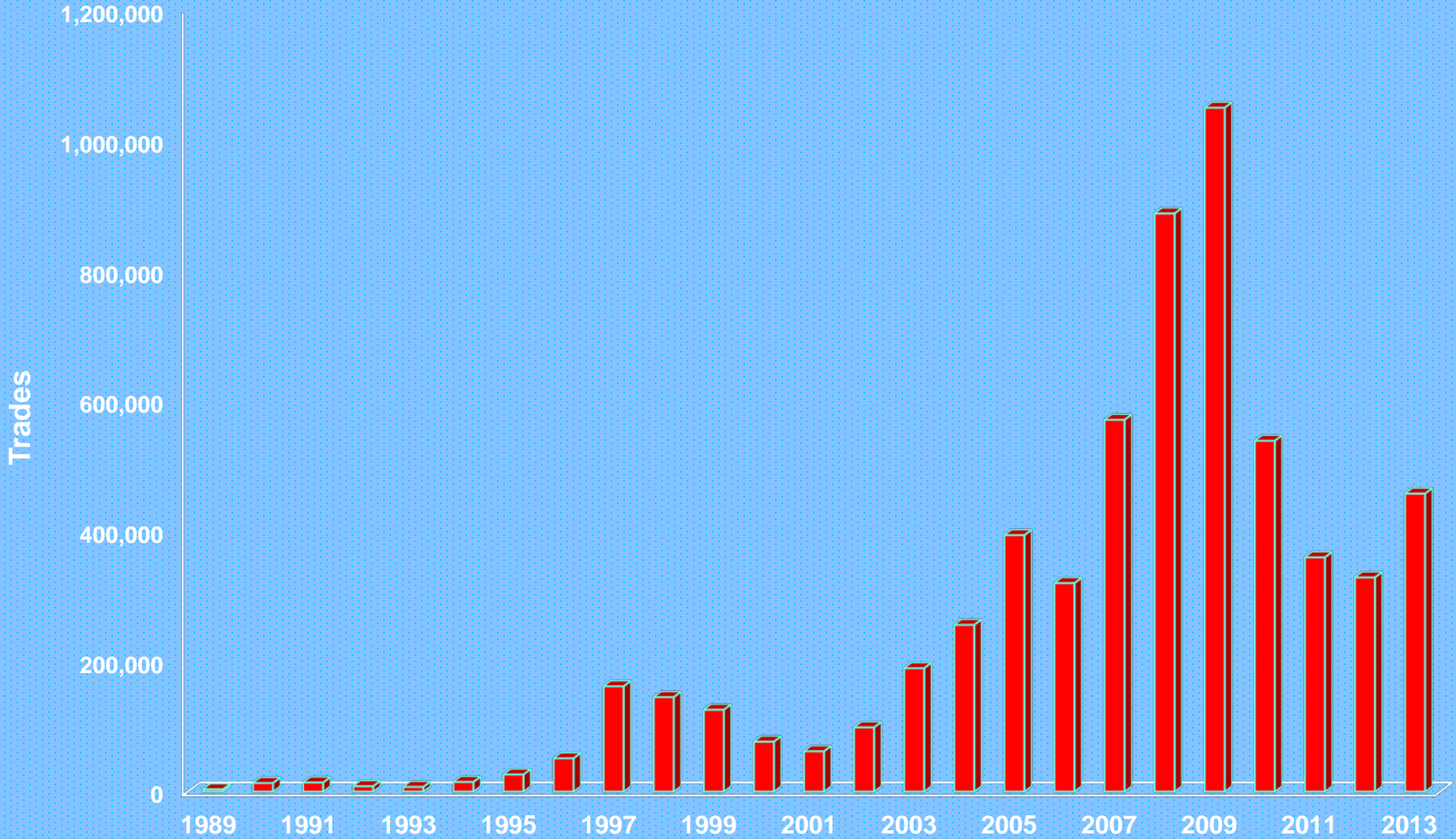
Turnover and Market Capitalization RO.



No. of Shares Trades



No. of Trades



Thank You